

# County Fair Edition 2024



Santa Fe County Extension Service 3229 Rodeo Road Santa Fe, NM 87507

## SANTA FE COUNTY FAIR Jul 31-Aug 3, 2024

We are VERY excited that fair is just around the corner! We are sure that all of you are hard at work preparing your 4-H projects! Please be sure to read ALL correspondence from the 4-H office and the Santa Fe County Fair Board to ensure that you are informed and meeting all fair requirements and deadlines!

**Remember—not knowing is NOT an excuse!**

Each year there are minor changes made to some of the 4-H/FFA rules and classes, particularly in the indoor division. Be sure that you are aware of any changes that pertain to your family.

All rules and policies related to county fair are listed in the 4-H Fair Book. Fair Books are available online; hard copies of this book **will not** be mailed. If you require a hard copy of this book, please notify the Extension Office and we will be happy to print a copy for you.

### Fair Books!

Fair books are available online. See below for more details.

4-H Fair books are available online at:

<https://santafeextension.nmsu.edu/4h/fair.html>

### Special points of interest:

- 4-H Fair Book
- Entry Deadlines
- Entry Instructions
- County Fair Cleanup
- Camper Rules
- County Fair Show Schedule
- Horse Show
- Car show/family event details
- Dog Show

# 2024 County Fair Entry Process

All **4-H County Fair entries** will be done online. This includes 4-H indoor exhibits, livestock, small animal, and horse show.

There are a couple of things all exhibitors will need to keep in mind:

- The entry system can be found at <https://santafecounty.fairentry.com> Please note this system is **NOT** linked to your Zsuite enrollment system. This means that in order to enter, you will need to create a Fair Entry sign in.
- The system will only allow a member to enter exhibits in the projects they are enrolled in. for example, you cannot enter chocolate chip cookies if you are not enrolled in the Baking I project. If you need a list of your projects, you can check them at [4h.zsuite.org](http://4h.zsuite.org) or contact your club leader or the extension office for assistance.
- They system will take payment for those entries that require an entry fee so have a credit card ready when you begin your process.

Included at the end of this newsletter is a detailed tip sheet and instructions for completing entries. We are hopeful that this system will make entering exhibits easier for our families.

We are always available to answer any questions or help with the process if necessary.

**The Online Entry System will open July 8th**  
**County Fair Entries will be due by 5 pm July 19th**



## Fair Exhibitors' Meeting

The Santa Fe County Fair Exhibitors' meeting will be held Saturday July 27, 2024, after the mandatory clean-up. This meeting is mandatory for all families involved with the fair.

## Mandatory Fair Clean-Up

County Fair Clean-Up has been scheduled for Saturday, July 27, 2024, starting at 9:00 am! Clean up is **required** for all 4-H county fair exhibitors. If you have any conflicts or questions, please contact the Santa Fe County Extension Office.

## Tips for Exhibiting Livestock

County Fair Weight Requirements: The following are weight requirements for livestock at the Santa Fe County Fair. There is no weight allowance for livestock that do not meet these requirements. Livestock not meeting these requirements will be exhibited in a sifted class.

Steers—Minimum 1,000 lbs.-No Maximum

Lambs—Minimum 80 lbs.-No Maximum

Goats—Minimum 50 lbs.-No Maximum


Pigs—Minimum 200 lbs.- 300lb Maximum

## County Fair Entries

Please remember that tagging your animals **IS NOT THE SAME THING AS ENTERING THEM FOR THE FAIR!** Entries for the county fair are due July 19th by 5 pm. All animals must be entered for fair. Cloverbuds must also enter their animals, even if those animals are being exhibited by an older member. The rule to remember; if you plan to step into the show ring with that animal, you must enter it! The entry fee for all large livestock (including breeding stock) is \$12 for each entry. All entries will be done online.

When you enter your animal for fair, you will be required to designate which child will exhibit which animal. You will also be required to enter a tag number. The tag number you need is the **YELLOW OR WHITE BUTTON TAG** that we placed in the ear at tagging.

**DO NOT PROVIDE BREEDER TAGS, SCRAPIE TAGS, ETC.** Please use the last six numbers.



## Other Items to Remember

All livestock fall under the jurisdiction of the New Mexico Livestock Board. You will be required to follow all rules and regulations set forth by NMLB.

## **Tips for Participating in Santa Fe County Fair 4-H Indoor Exhibits**

Verify your 4-H projects; you may only enter exhibits for projects in which you are enrolled. Carefully read the project requirements in your project book. You must follow the instructions and guidelines provided in your books for all fair exhibits. For example:

- Baking exhibits **MUST** follow the recipes provided in your project book.
- Cake decorating exhibits **MUST** include project record forms.
- Rocket exhibits must follow the correct skill level requirements as indicated in your project book and on the package from your purchased rocket kit.

Read your 4-H fair book as soon as possible! There are very specific classes offered for the projects in which you are enrolled. Not everything you do in a project may be entered as an exhibit in the County Fair. There may be additional requirements or guidelines listed in the fair book that are not in your project book. For example:

- Photography exhibits have very specific guidelines regarding size of pictures and matting.
- Posters and exhibits have very specific size limitations.
- Self-determined projects require self-determined paperwork to be included with them, the paperwork is part of the project. Exhibits for self-determined projects will not be accepted without the paperwork.

### **Required information for Indoor Exhibits**

Place a label on the underside or back of your exhibit including your name, 4-H club, project, and class number. If the exhibit includes more than one item be sure to indicate that on the label as well (i.e., item 1 of 2 and item 2 of 2).

### **Tips for Baked Goods**

- If you are entering baked goods, be sure to allow enough time for the items to properly cool.
- Place the correct number of items (i.e., breads class #131, three (3) crescent rolls) on a plain white paper plate (label placed on the bottom of the plate-see tip #4) in a gallon size Ziplock bag.
- If exhibiting a frosted cake, frost it the night prior or early morning and place it in the refrigerator so that the icing will harden, making it easier to transport to check-in.

### **Tips for Self-Determined Projects**

- Completely fill out the self-determined project and place them in a gallon size Ziplock bag.
- Place a label (see tip #4) on the baggie as well as on the exhibit(s) labeled appropriately.
- Seek advice from project leaders or other 4-H families that have taken the project and exhibited at fair.

**Online entries for all 4-H Indoor Projects are due July 19th by 5pm**

**Saturday July 27 from 12-3 pm general indoor entries are due including baking but excluding floriculture and agriculture.**

**Tuesday July 30 from 2-4 pm floriculture and agriculture entries are due.**

## **Tips for Participating in the SmallAnimal Division**

As we get close to fair there are a few things that will help make registration and check in run smoothlyAs a reminder Rabbits need an ear tattoo for registration.

Before you get logged in to enter your animals in the Fair Entry System, you should gather some information. For rabbits you will need to know the breed, sex, tattoo, and age. Poultry will also be asked to provide some sort of identifier which could be a number or an animal name. This information was gathered for your declaration sheets which can be used to help you with fair entry. If you are unsure, please reach out for help. If there is no one in your club familiar with rabbits or poultry, you can reach out to the SmallAnimal Superintendent Pete Bertrand at 505-353-1987. Remember you will need photos of your small animals to upload to the fair entry system.

On check in day, we ask everyone for patience. We know that everyone will be busy with many different activities, and we will get everyone checked in as fast as possible.

Please check in **BEFORE** placing your animals in their enclosures. If you have any issues, please see a small animal committee member and we will help get it resolved. As a reminder you can only bring animals that you have registered for the fairAnimals should be clean and ready for the fair.

**Reminder that SmallAnimal Declarations are due by July 7th by 5 pm**

**Online entries for all 4-H Rabbit and Poultry Projects are due July 19th by 5 pm**

## Indoor Helpers Needed!

We will need adult and youth volunteers to assist with check-in and registration of all youth indoor exhibits Saturday July 27 from 12-3 pm.

Judging assistants will be needed: Saturday July 27 from 12-3:30 pm and July 29-30 from 8 am–7 pm.

Please call the extension office and leave a message with the secretaries if this is something you are willing and available to help! We will be taking 10 volunteers each day. Let us know what days you can volunteer.

## Santa Fe County Calendar Contest



The Santa Fe County 4-H Boosters are sponsoring a photography contest open to anyone in the county! The Boosters will be putting together a “Santa Fe County Fair Calendar” that will highlight memorable moments from our county fair and 4-H year. The calendar will be used to thank buyers and other fair supporters as well as promote the fair. We are asking all fairgoers to take their best shots of all the fun activities. We will be selecting the best photos as well as the honor of having your pictures displayed in a full color calendar. Photos will be due October 1.

Get your cameras ready and click away!

Photos need to be in landscape format and can be emailed to [paigemar@nmsu.edu](mailto:paigemar@nmsu.edu) with the subject line “Santa Fe County Calendar Contest”.

## Santa Fe County Fair Horse Show

The Santa Fe County Fair Horse Show will be held on Sunday, July 28, 2024, at the Rodeo de Santa Fe Arena. 4-H members from Santa Fe County that are enrolled in the horse certificate are encouraged to participate. There are also three Booster classes offered in this show, showmanship, Western Pleasure, and Western Horsemanship.

**Boosters DO NOT need a horse certificate to participate.**

**The deadline to complete entries for the horse show is July 19th by 5 pm.**

Please contact Mari Lents at [dmlents@hotmail.com](mailto:dmlents@hotmail.com) or call 505-471-4711 for registration information.



# Santa Fe County Fair Exhibitor Schedule 2024

## **Saturday, July 27**

9 am Mandatory Clean up  
12-3 pm Check-in 4-H and Open Youth Entries

## **Sunday, July 28**

8:30 am Horse Show

## **Monday, July 29**

1-7 pm Check-in Adult Entries

## **Tuesday, July 30**

8 am-2 pm Check-in (All Animals)  
2-4 pm Check-in Adult—4-H and Open Youth Agricultural and Floricultural Entries  
5 pm Weight-in Broiler and Meat Pen Entries  
6 pm Swine/Lamb Classification

## **Wednesday, July 31**

10 am Goat Show—Show Arena  
1 pm Lamb Show—Show Arena  
3 pm Rabbit Showmanship—Small Animal Barn  
Rabbit Show—Follows Showmanship

## **Thursday, August 1**

9 am Swine Show—Show Arena  
10 am Poultry Judging—Small Animal Barn  
10 am-7 pm Indoor Exhibits—Exhibit Hall (open to public)  
1 pm Cattle Show—Show Arena  
3 pm Poultry Showmanship—Small Animal Barn

## **Friday, August 2**

9 am Round Robin Showmanship—Show Arena  
10 am-7 pm Indoor Exhibits—Exhibit Hall (open to public)  
2:30 pm Buyers Reception  
4 pm Livestock Auction—Show Arena  
8 pm Dance

## **Saturday, August 3 Activities for Family!**

9 am-2 pm Family Car Show & Activities  
9 am-12 pm Dairy Goat Show  
9 am-7 pm Indoor Exhibits—Exhibit Hall (open to public)  
12 pm-2 pm 4-H Dog Show  
6 pm Release Large Animals (Ones going home)  
8 pm Dance

## **Sunday, August 4**

8 am Clean Up—Small Animal Barn & Indoor Exhibits  
8-11 am Claim Indoor Exhibits  
10 am Clean Up—Large Animal Barn

# Santa Fe County Fair

## 2024 Camper & RV Information

Dear 4-H Families,

Fair Time is fast approaching and it's not too soon to make your plans for the week of our County Fair. The Fair Board would once again like to inform you of the rules for camping at the 2024 Santa Fe County Fair. New rules were implemented for our 2013 fair, and it seemed to flow smoothly and without incident. Thank you to all that adhered to the rules in order to continue to have this as a part of our County Fair. The following apply to all RV's and Campers.

Working with Santa Fe County, the Fair Board will enforce the following rules for our 2024 County Fair. The following apply to all RV's and Campers.

- One camper or RV per family. The supply of electric pedestals is limited. Dry camping will be available on the west side of the grounds, generators allowed.
- No piggy-backing on electric outlets. This is a safety concern and a liability. If this occurs the pedestal will be tagged, and electricity will be cut off. This includes altering a pedestal or electrical box.
- No running electrical cords, sewer lines or hoses through a camp area. Please go around your fellow camper's area.
- No large/additional appliances that are not part of your camper or RV.
- Dogs will only be allowed with all current vaccines and must be on a leash when walking on the fair grounds.
- No reserving or saving spaces. It will be on a first come, first serve basis.
- No Alcohol on Santa Fe County property.
- **NO EARLY ENTRIES - NO EXCEPTIONS! You will be asked to leave if you move in early!**

### **Move-In Dates: You may only bring in Camper & RV's during these hours! No Evening entries!!!**

- **Thursday, July 25, 2024** ~ 8am-5pm – All County Extension Staff, Superintendents, Barn Manager, Fair Board and Committee Members.
- **Friday, July 26, 2024** ~ 8am-5pm – All 4-H Families

Upon entrance of the Fair Grounds, you will need to register with the Extension office to sign in, get a number and sign a Release of Liability. Please display this number in a window of your camper.

Should you have any concerns or questions during the fair we ask that you address a County Fair Board Member!

As we move forward with camping at our Santa Fe County Fair Grounds, we hope that the rules will help all to feel comfortable.

If you have any questions, please feel free to contact me at 505-553-1001 [tim.newsted@proton.me](mailto:tim.newsted@proton.me) or Monica Lury at 505-660-7353 [mmlury@live.com](mailto:mmlury@live.com).

See you at the fair!

Tim Newsted  
Santa Fe County Fair Board





# Santa Fe County Fair



## Cars 4 Clovers

9am to 1pm  
August 3rd 2024

Cars and antique tractors of all types welcome  
Cost is \$20 with proceeds to benefit Clovers 4 Kids Booster Club  
A Program encouraging youth development.

Awards, door prizes and a 50/50 raffle to be held with each participant  
receiving 2 tickets!

Fun for the whole family with animals on display,  
indoor fair exhibits, dog show,  
air rifle, virtual shotgun range and archery for the kids!  
Plus local food trucks!

If you would like to participate please email  
[sfcountyfair@protonmail.com](mailto:sfcountyfair@protonmail.com)

**SANTA FE**



**COUNTY**



# DOG SHOW

**Saturday August 3, 2024: 12-2 PM**

**Santa Fe County Fairgrounds at 3229 Rodeo Road**

**REGISTER NOW: [HTTPS://FORMS.GLE/QAWVUJNTGW762FRE7](https://forms.gle/QAWVUJNTGW762FRE7)**

**CONTACT NATALIE WITH QUESTIONS:**

**PH 505-428-9366 OR EMAIL: [NBUSCHBOM@GMAIL.COM](mailto:NBUSCHBOM@GMAIL.COM)**



**SHOW US YOUR SKILLS IN DOG SHOWMANSHIP**



**GET INPUT FROM A PROFESSIONAL DOG SHOW  
COMPETITOR AND JUDGE!**

Meet Judge **Sharon Newcomb** of Top Dog Kennel! Toy Dog Group Winner and three time Judge at Westminster. Bringing over fifty years involvement as a breeder, owner handler, professional handler, and trainer and over thirty years as an AKC International conformation judge. Judging in over eight different countries.



## Exhibitor Group (Family) Entry

### Important Reminders

- The online system will open for all fair entries July 8, 2024 and close July 19, 2024. Be sure to complete your entry (including the final “Submit” step) prior to the cut-off date.
- Recommended Browsers: Google Chrome or Mozilla Firefox. Older version of Internet Explorer may cause unexpected results.
- Register all entries for each exhibitor in the family before proceeding to the Payment section.
- Be sure to click the “Submit” button when you have completed your entries. Entries are not final until they have been submitted.
- Check your email inbox for a confirmation email with a list of your entries and any related fees.
- You will receive a second email when your entries have been approved by your fair.

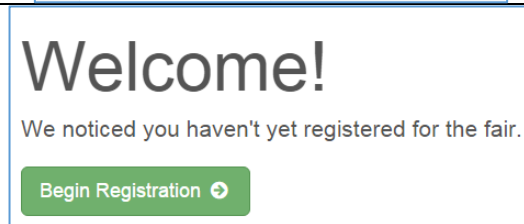
### Signing in

1. Go to <https://santafecounty.fairentry.com>
2. Click on the Sign-in with Fair Entry System (you may need to create a new account for FairEntry).
3. Sign-in with your family’s email and password. Keep track of this information as it may be used in upcoming years as well.

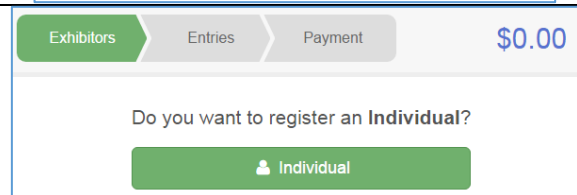


### Exhibitor Information

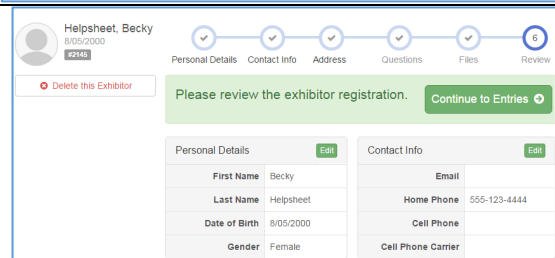
1. Click “Begin Registration”



2. Click on Register an Individual, then select which member of the family you would like to proceed with.
3. Hit continue when the system asks if you have a question.



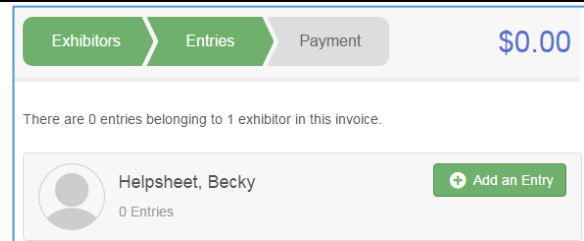
4. Review the exhibitor information. If any information is incorrect, click the green Edit button in the appropriate group to change it. When all information is correct, click Continue to Entries. (If you are a new exhibitor follow the steps to create a profile for child).



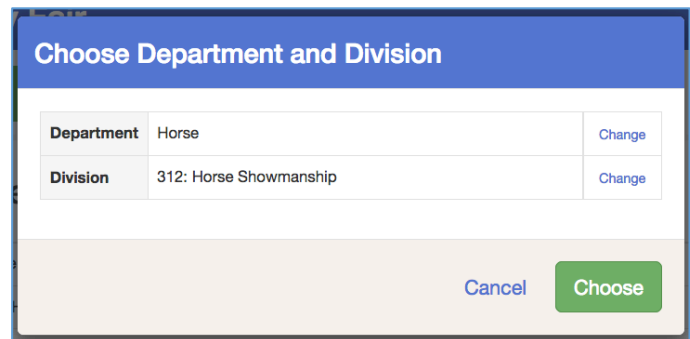
## Creating Entries

Each exhibitor can have multiple entries. One entry must be made for each item, animal, class, etc. For example, if an exhibitor is bringing 2 photographs, two entries into the photography class must be created. If an exhibitor is showing one horse in 5 events, five class entries must be created. Once all entries have been created for the first exhibitor, you have the choice of creating another exhibitor in this exhibitor group (and entries) or proceeding to check-out (submitting the entries, whether or not fees are charged).

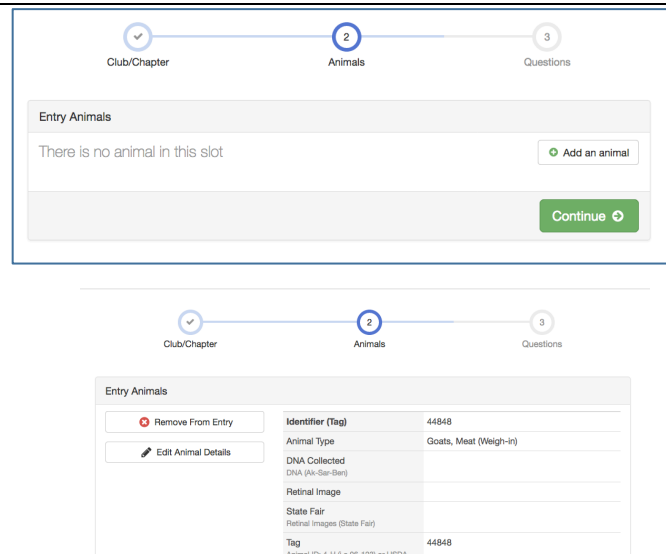
1. Click Add an Entry beside the correct exhibitor (if more than one has been created).



2. Click Select beside the first department you wish to enter. Any departments that are not available for entry will be noted as “Not Available” with a short explanation.
3. After you select a department, you will see a list of divisions to select from, and then a list of available classes. *Also notice that there are blue “Change” links in case you mistakenly select an incorrect department, division, or class.*
4. After you have selected the class, click the green Choose button.



5. If this is an **animal class entry**, you will be required to specify which animal will be exhibited in this class; you will see the option to “Add an animal”.
6. Fill in all of the fields with information about the animal you intend to exhibit. Click Create and Add Animal when finished.
7. If the animal information was entered incorrectly, you have the option to either Remove From Entry (creating a new animal) or Edit Animal Details. When it’s correct, click Continue.



8. The review screen allows you to check the entry for accuracy and make any changes necessary. When the information is correct, click Create an Entry and that class entry is complete.





9. When each class entry is complete, you have three choices for what to do next:
- If all class entries have been completed for one exhibitor, you can **Register another Exhibitor** in this family.
  - If this exhibitor has more class entries to make, you can **Add another Entry for this Exhibitor**.
  - If all entries for all exhibitors in the exhibitor group have been completed, **Continue to Payment** to finalize, and submit your entries.

10. Review your entries for completeness and accuracy. *Notice the Summary and Detail buttons at the top of the list on the right.* If there are errors, click on the green Entries section at the top of the page. Click Continue when all information is correct.

11. Read the payment instructions and select your method of payment. Santa Fe County fair prefers credit card payments but will accept checks. ***NOTE: Even if you owe no money (no fees are charged) you must click continue to the last “Confirm” step to submit your entries.***
12. Read the information in the “After you Submit” section. You may also have to check the box “Agree to Terms”. Click “Submit” to finalize the entries for the exhibitors in this family. ***After you click “Submit”, no changes are possible to these entries.***

